

PRODUCT NEWS

PN-E-024

SERIES EXPANSION



Various modular heads can be combined with different carbide shank holders for a wide range of machining applications

MSN Series

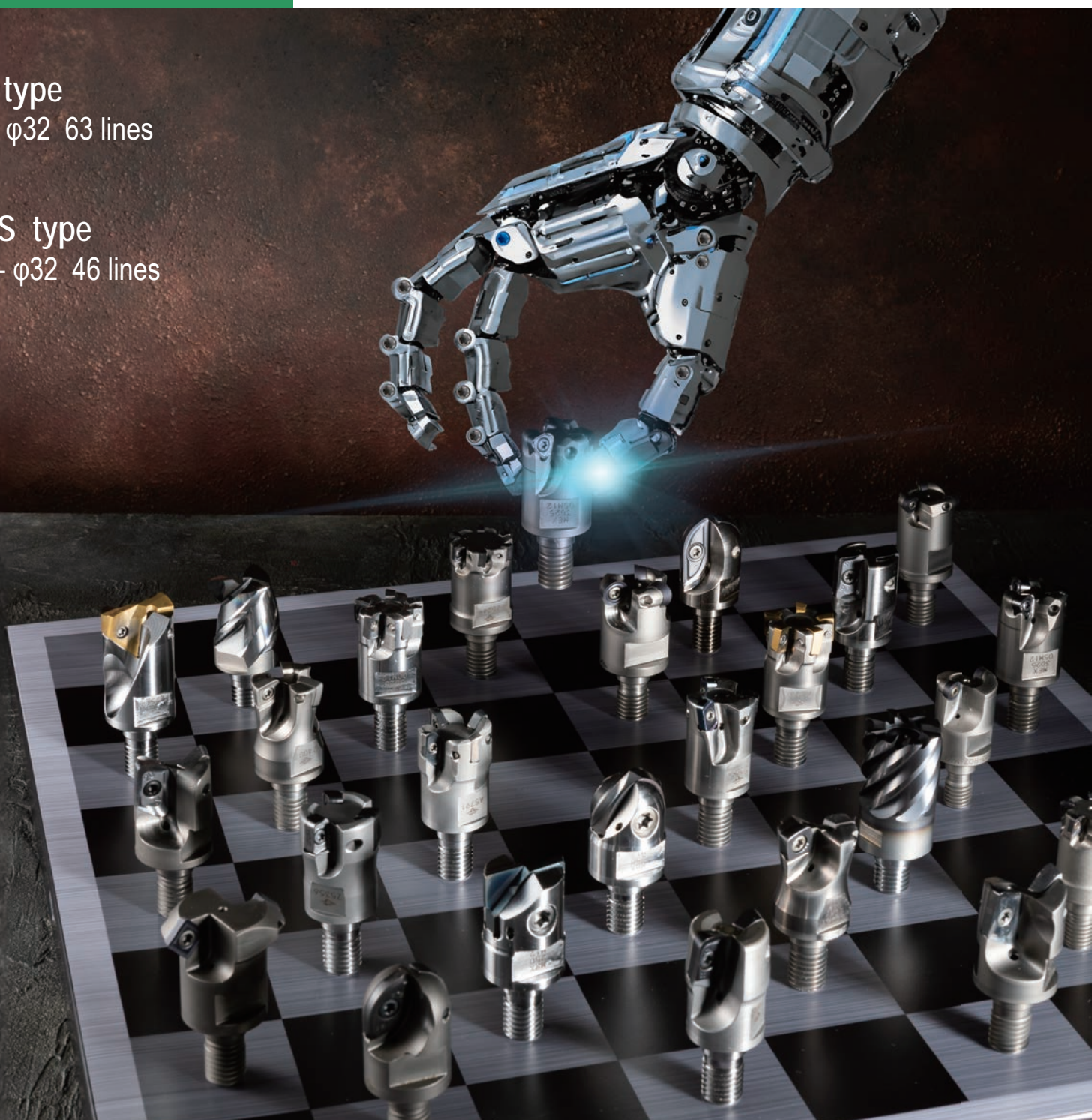
Carbide Modular Head Holder

MSN type

- $\varnothing 10$ - $\varnothing 32$ 63 lines

MSN-S type



- $\varnothing 9.8$ - $\varnothing 32$ 46 lines




















DIJET GmbH



www.dijet.de
















Carbide Modular Head Holder

ISO	Roughing	Semi-Finishing	Finishing	Applications
P M K N S H	★			    
P M K N S H	★			    
P M K N S H	★			    
P M K N S H	★			    
P M K N S H	★			     
P M K N S H	★	★	★	     
P M K N S H	★	★	★	     
P M K N S H	★	★		    
P M K N S H	★	★		    
P M K N S H	★	★		     
P M K N S H		★	★	  
P M K N S H		★	★	    
P M K N S H		★	★	 
P M K N S H		★	★	  
P M K N S H	★	★		  
P M K N S H	★	★		  
P M K N S H	★	★		   

Item Code / Shape		Tool dia.				
		M6	M8	M10	M12	M16
MSG-10 SKS-GII-10		10 11 12	15 16	20 21	25 26	30 32 33
		13 14	17 18	22	27 28	35 40 42
MSG-09 SKS-GII-09		10 11 12	15 16	20 21	25 26	30 32 33
		13 14	17 18	22	27 28	35 40 42
MEX-07 SKS EXTREME		10 11 12	15 16	20 21	25 26	30 32 33
		13 14	17 18	22	27 28	35 40 42
MEX-05 SKS EXTREME		10 11 12	15 16	20 21	25 26	30 32 33
		13 14	17 18	22	27 28	35 40 42
MXG QM MAX GII		10 11 12	15 16	20 21	25 26	30 32 33
		13 14	17 18	22	27 28	35 40 42
MQX QM MAX		10 11 12	15 16	20 21	25 26	30 32 33
		13 14	17 18	22	27 28	35 40 42
MPM QM MILL		10 11 12	15 16	20 21	25 26	30 32 33
		13 14	17 18	22	27 28	35 40 42
MSX-11 EXSAP 11		10 11 12	15 16	20 21	25 26	30 32 33
		13 14	17 18	22	27 28	35 40 42
MSX-17 EXSAP 17		10 11 12	15 16	20 21	25 26	30 32 33
		13 14	17 18	22	27 28	35 40 42
SSV SIC-EVO		10 11 12	15 16	20 21	25 26	30 32 33
		13 14	17 18	22	27 28	35 40 42
MBX MIRROR BALL		10 11 12	15 16	20 21	25 26	30 32 33
		13 14	17 18	22	27 28	35 40 42
MRX MIRROR RADIUS		10 11 12	15 16	20 21	25 26	30 32 33
		13 14	17 18	22	27 28	35 40 42
MPF Back & Forth Cutter		10 11 12	15 16	20 21	25 26	30 32 33
		13 14	17 18	22	27 28	35 40 42
MXF DIEMASTER 5G		10 11 12	15 16	20 21	25 26	30 32 33
		13 14	17 18	22	27 28	35 40 42
MSWX SWING BALL		10 11 12	15 16	20 21	25 26	30 32 33
		13 14	17 18	22	27 28	35 40 42
MSW SWING BALL		10 11 12	15 16	20 21	25 26	30 32 33
		13 14	17 18	22	27 28	35 40 42
SDH SUPER DIEMASTER		10 11 12	15 16	20 21	25 26	30 32 33
		13 14	17 18	22	27 28	35 40 42

Carbide Modular Head Holder

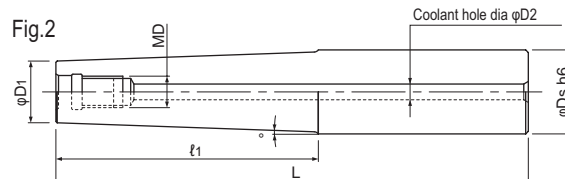
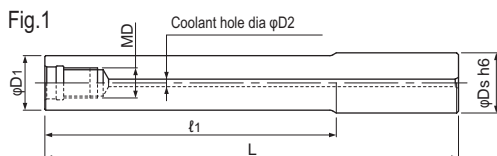
ISO	Roughing	Semi-Finishing	Finishing	Applications
P M K N S H	★			   
P M K N S H	★	★		    
P M K N S H	★	★		    
P M K N S H		★	★	    
P M K N S H		★	★	  
P M K N S H		★	★	    
P M K N S H		★	★	   
P M K N S H		★	★	 
P M K N S H		★	★	 
P M K N S H		★	★	    
P M K N S H		★	★	  
P M K N S H		★	★	   
P M K N S H		★	★	    
P M K N S H		★	★	   
P M K N S H	-	-	-	 

Item Code / Shape	Tool dia.				
	M6	M8	M10	M12	M16
MTX EXTREME DIEMASTER 	10 11 12 13 14	15 16 17 18	20 21 22	25 26 27 28	30 32 33 35 40 42
MAL AERO CHIPPER 	10 11 12 13 14	15 16 17 18	20 21 22	25 26 27 28	30 32 33 35 40 42
MAM AERO CHIPPER MINI 	10 11 12 13 14	15 16 17 18	20 21 22	25 26 27 28	30 32 33 35 40 42
MDB BACK DRAFT CUTTER 	10 11 12 13 14	15 16 17 18	20 21 22	25 26 27 28	30 32 33 35 40 42
SMSA S-HEAD 	10 11 12 13 14	15 16 17 18	20 21 22	25 26 27 28	30 32 33 35 40 42
SMAL S-HEAD 	10 11 12 13 14	15 16 17 18	20 21 22	25 26 27 28	30 32 33 35 40 42
SMSR S-HEAD 	10 11 12 13 14	15 16 17 18	20 21 22	25 26 27 28	30 32 33 35 40 42
SMHB S-HEAD 	10 11 12 13 14	15 16 17 18	20 21 22	25 26 27 28	30 32 33 35 40 42
MQT HIGH PRECISION QM MAX 	10 11 12 13 14	15 16 17 18	20 21 22	25 26 27 28	30 32 33 35 40 42
MRX(KRM) MIRROR BARREL 	10 11 12 13 14	15 16 17 18	20 21 22	25 26 27 28	30 32 33 35 40 42
MTP(TNM) MIRROR BARREL 	10 11 12 13 14	15 16 17 18	20 21 22	25 26 27 28	30 32 33 35 40 42
MTP(TPM) MIRROR BARREL 	10 11 12 13 14	15 16 17 18	20 21 22	25 26 27 28	30 32 33 35 40 42
MBX(LRM) MIRROR BARREL 	10 11 12 13 14	15 16 17 18	20 21 22	25 26 27 28	30 32 33 35 40 42
STLP S-HEAD 	10 11 12 13 14	15 16 17 18	20 21 22	25 26 27 28	30 32 33 35 40 42
TLZD INDEXABLE FLAT DRILL 	φ14.0 - φ14.5	φ14.6 - φ18.5	φ18.6 - φ23.5	φ24.0 - φ28.5	φ29.0 - φ32.0

Carbide Modular Head Holder

■MSN type

Through Coolant Hole



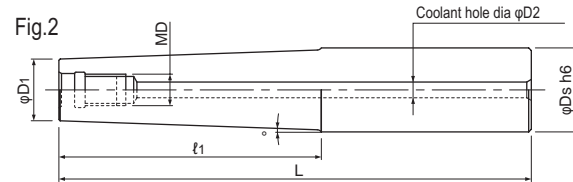
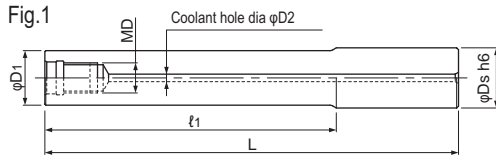
Cat.No.	Stock	Dimensions(mm)						Weight (kg)	Fig.	
		φDs	ℓ1	L	φD1	θ°	MD			φD2
MSN-M6-12-S10C	●	10	12	60	9.7	-	M6	3	0.06	1
MSN-M6-30-S 10C	●	10	30	80	9.7	-			0.07	1
MSN-M6-50-S 10C	●	10	50	100	9.7	-			0.09	1
MSN-M6-80-S 10C	●	10	80	130	9.7	-			0.12	1
MSN-M6-120-S 10C	●	10	120	170	9.7	-			0.16	1
MSN-M6-170-S 10C	●	10	170	220	9.7	-			0.20	1
MSN-M6-35T-S12C	○	12	35	92	9.5	1°30'			0.12	2
MSN-M6-57T-S12C	●	12	57	114	9.5	1°			0.14	2
MSN-M6-15-S12C	●	12	15	60	11.5	-			0.08	1
MSN-M6-30-S12C	●	12	30	80	11.5	-			0.11	1
MSN-M6-50-S12C	●	12	50	100	11.5	-			0.13	1
MSN-M6-80-S12C	●	12	80	130	11.5	-			0.18	1
MSN-M6-120-S12C	●	12	120	170	11.5	-			0.23	1
MSN-M6-170-S12C	●	12	170	220	11.5	-			0.30	1
MSN-M6-65T-S16C	●	16	65	125	11.2	1°45'			0.28	2
MSN-M6-15-S16C	●	16	15	60	13.5	-			0.15	1
MSN-M6-30-S16C	●	16	30	80	13.5	-	0.19	1		
MSN-M6-50-S16C	○	16	50	100	13.5	-	0.23	1		
MSN-M6-80-S16C	●	16	80	130	13.5	-	0.28	1		
MSN-M8-20-S16C	●	16	20	75	15.5	-	M8	4	0.17	1
MSN-M8-40-S16C	●	16	40	95	15.5	-			0.22	1
MSN-M8-80-S16C	●	16	80	135	15.5	-			0.32	1
MSN-M8-120-S16C	●	16	120	175	15.5	-			0.42	1
MSN-M8-152-S16C	●	16	152	207	15.5	-			0.51	1
MSN-M8-40T-S20C	○	20	40	100	14.5	3°30'			0.36	2
MSN-M8-77T-S20C	●	20	77	143	14.5	1°45'			0.49	2
MSN-M10-20-S20C	●	20	20	80	19.5	-			M10	4
MSN-M10-40-S20C	●	20	40	100	19.5	-	0.39	1		
MSN-M10-70-S20C	●	20	70	130	19.5	-	0.50	1		
MSN-M10-90-S20C	●	20	90	150	19.5	-	0.60	1		
MSN-M10-140-S20C	●	20	140	200	19.5	-	0.80	1		
MSN-M10-160-S20C	●	20	160	220	19.5	-	0.87	1		
MSN-M10-210-S20C	●	20	210	270	19.5	-	1.07	1		
MSN-M10-40T-S20C	●	20	40	100	18.5	0°43'	0.39	2		
MSN-M10-90T-S20C	●	20	90	150	18.5	0°19'	0.58	2		
MSN-M10-140T-S20C	●	20	140	200	18.5	0°12'	0.77	2		
MSN-M10-85T-S25C	●	25	85	161	18.5	2°	0.90	2		

★ only for high feed

★ only for high feed

■MSN type

Through Coolant Hole

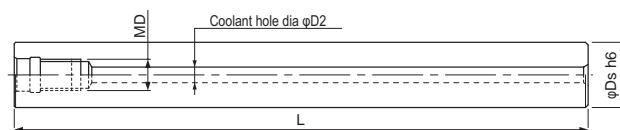


Cat.No.	Stock	Dimensions(mm)							Weight (kg)	Fig.
		φDs	ℓ1	L	φD1	θ°	MD	φD2		
MSN-M12-25-S25C	●	25	25	90	24	—	M12	6	0.53	1
MSN-M12-55-S25C	●	25	55	120	24	—			0.72	1
MSN-M12-70-S25C	●	25	70	135	24	—			0.81	1
MSN-M12-105-S25C	●	25	105	170	24	—			1.03	1
MSN-M12-135-S25C	●	25	135	215	24	—			1.30	1
MSN-M12-155-S25C	●	25	155	220	24	—			1.34	1
MSN-M12-200-S25C	●	25	200	265	24	—			1.58	1
MSN-M12-255-S25C	●	25	255	320	24	—			1.91	1
MSN-M12-100T-S32C	○	32	100	180	23.5	2°			1.61	2
MSN-M16-25-S32C	●	32	25	90	29	—	M16	8	0.85	1
MSN-M16-55-S32C	●	32	55	120	29	—			1.13	1
MSN-M16-77-S32C	●	32	77	157	29	—			1.47	1
MSN-M16-97-S32C	●	32	97	177	29	—			1.64	1
MSN-M16-105-S32C	●	32	105	170	29	—			1.59	1
MSN-M16-127-S32C	●	32	127	207	29	—			1.89	1
MSN-M16-155-S32C	●	32	155	220	29	—			2.04	1
MSN-M16-177-S32C	●	32	177	257	29	—			2.32	1
MSN-M16-195-S32C	●	32	195	260	29	—			2.40	1
MSN-M16-225-S32C	●	32	225	290	29	—			2.57	1
MSN-M16-245-S32C	●	32	245	310	29	—			2.74	1
MSN-M16-295-S32C	●	32	295	360	29	—			3.17	1
MSN-M16-315-S32C	●	32	315	380	29	—			3.34	1
MSN-M16-117T-S32C	○	32	117	197	29	0°38'			1.88	2
MSN-M16-127T-S32C	○	32	127	207	29	0°30'			2.23	2
MSN-M16-177T-S32C	●	32	177	257	29	0°23'			2.78	2
MSN-M16-197T-S32C	○	32	197	277	29	0°23'	3.00	2		

Carbide Modular Head Holder

■MSN-S type

Through Coolant Hole



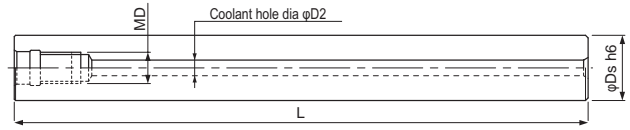
Cat.No.	Stock	Dimensions(mm)				Weight (kg)
		φDs	L	MD	φD2	
MSN-M6-67S-S9.8C	●	9.8	67	M6	3	0.06
MSN-M6-107S-S9.8C	●	9.8	107			0.10
MSN-M6-82S-S10C	●	10	82			0.08
MSN-M6-122S-S10C	●	10	122			0.12
MSN-M6-167S-S10C	●	10	167			0.16
MSN-M6-220S-S10C	●	10	220			0.21
MSN-M6-80S-S11.8C	●	11.8	80			0.11
MSN-M6-120S-S11.8C	●	11.8	120			0.17
MSN-M6-90S-S12C	●	12	90			0.13
MSN-M6-130S-S12C	●	12	130			0.19
MSN-M6-170S-S12C	●	12	170			0.25
MSN-M6-220S-S12C	●	12	220			0.32
MSN-M8-87S-S14C	○	14	87			M8
MSN-M8-137S-S14C	●	14	137	0.26		
MSN-M8-97S-S15C	●	15	97	0.21		
MSN-M8-147S-S15C	●	15	147	0.33		
MSN-M8-197S-S15C	●	15	197	0.44		
MSN-M8-217S-S15C	●	15	217	0.49		
MSN-M8-107S-S16C	●	16	107	0.27		
MSN-M8-157S-S16C	●	16	157	0.40		
MSN-M8-220S-S16C	●	16	220	0.57		
MSN-M10-130S-S18C	●	18	130	M10	4	0.42
MSN-M10-190S-S18C	●	18	190			0.62
MSN-M10-240S-S18C	●	18	240			0.89
MSN-M10-270S-S18C	●	18	270			0.90
MSN-M10-130S-S20C	●	20	130			0.53
MSN-M10-190S-S20C	●	20	190			0.78
MSN-M10-250S-S20C	●	20	250			1.02
MSN-M10-270S-S20C	●	20	270	1.13		

★ only for high feed

★ only for high feed

■MSN-S type

Through Coolant Hole



Cat.No.	Stock	Dimensions(mm)				Weight (kg)
		φDs	L	MD	φD2	
MSN-M12-185S-S23C	●	23	185	M12	6	0.98
MSN-M12-265S-S23C	●	23	265			1.42
MSN-M12-185S-S24C	●	24	185			1.07
MSN-M12-265S-S24C	●	24	265			1.54
MSN-M12-145S-S25C	●	25	145			0.91
MSN-M12-215S-S25C	●	25	215			1.36
MSN-M12-285S-S25C	●	25	285			1.80
MSN-M12-320S-S25C	●	25	320			2.06
MSN-M16-160S-S28C	●	28	160			M16
MSN-M16-230S-S28C	●	28	230	1.77		
MSN-M16-310S-S28C	●	28	310	2.41		
MSN-M16-380S-S28C	●	28	380	2.97		
MSN-M16-157S-S32C	●	32	157	1.61		
MSN-M16-217S-S32C	●	32	217	2.22		
MSN-M16-287S-S32C	●	32	287	2.94		
MSN-M16-357S-S32C	●	32	357	3.66		
MSN-M16-380S-S32C	●	32	380	3.98		

Carbide Modular Head Holder

■ PROPER MOUNTING OF MODULAR HEADS

1 Cleaning



Remove dirt and chips with air from the connecting thread and face of modular head and MSN/MGN shank holder.

2 Initial Tightening



Tighten by hand until the head and the shank holder faces touch.

3 Final Tightening

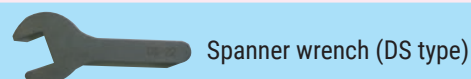


Tighten slowly with torque control spanner wrench or DIJET DS type spanner wrench and confirm that there is no gap.

- Attention)
1. Final tightening without initial tightening cause connecting thread damage.
 2. Only use DS type spanner wrench when use Solid modular head (SMSA/SMSR/SMAL type)

Attention


1. Only use torque control spanner wrench or DIJET DS type spanner wrench.
In case of choosing torque control spanner wrench, confirm that the wrench size is matched to the dimensions W & C of each modular head.
2. Only apply gentle pressure on wrench.
3. Confirm there is no gap between MSN/MGN shank holder and modular head



■ Steel modular heads

Thread	Tightening torque	Spanner size(W)
M6	8.0N·m	8 [☆] , 10
M8	16N·m	12 [☆]
M10	16N·m	14, 15
M12	20N·m	17, 19
M16	25N·m	22, 26

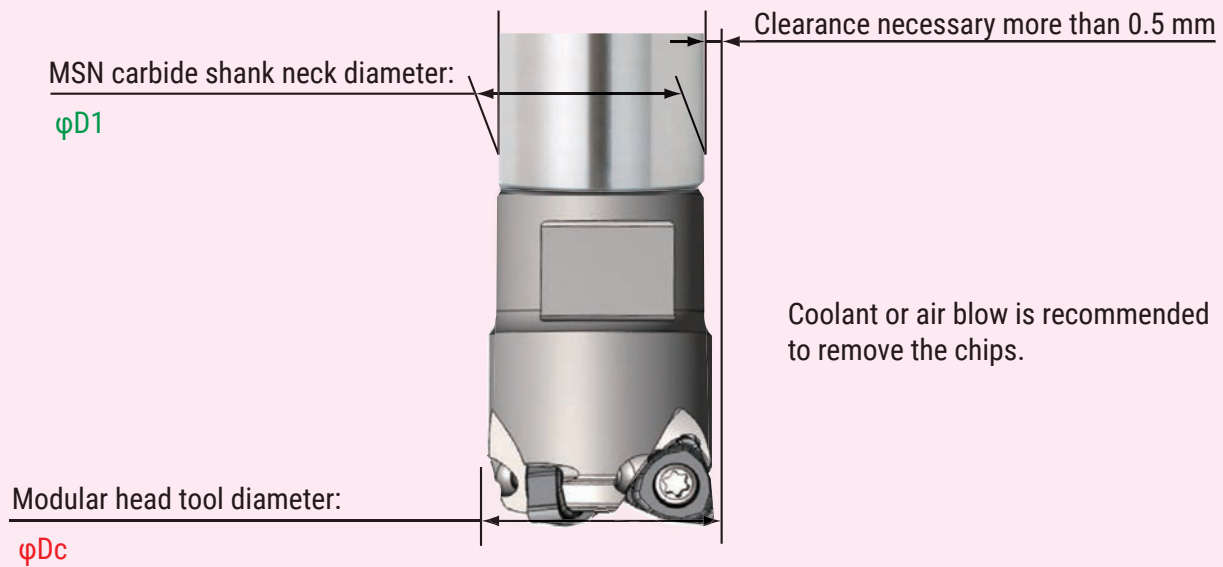
■ Solid modular heads(SMSA/SMSR/SMAL)

Thread	Tightening torque	Spanner size(W)	Cat.No. 
M8	10~11N·m	14	DS-14
M10	10~11N·m	14	DS-14
M10	10~16N·m	17	DS-17
M12	15~20N·m	19, 22	DS-19, DS-22
M16	20~25N·m	27	DS-27

■ SELECTION OF MSN CARBIDE SHANK HOLDER

When using modular head over \varnothing 16mm, please select MSN carbide shank which the diameter (\varnothing D1) is 1 mm or smaller than modular head (\varnothing Dc).

Wrong selection can cause damage to the carbide shank.



Caution for mounting in shrink fit holder.

When you use a carbide shank and a modular head on a shrink fit holder, please shrink fit only the carbide shank without mounting the modular head. Mount the modular head on the shank after shrink fit operation is complete. In case of shrink fit MSN shank + modular head together, it will be difficult to loosen due to heat

HEADQUARTER

DIJET Industrial Co.Ltd.

2-1-18, Kami-Higashi,

Hirano-ku, Osaka 547-0002, Japan

PHONE +81-6-6791-6781

FAX +81-6-6793-1221

www.dijet.co.jp



MAIN OFFICE EUROPE

DIJET GmbH

Immermannstraße 9

40210 Düsseldorf, Germany

PHONE +49-211-50088820

FAX +49-211-50088823

www.dijet.de



DIJET EUROPE



Web : www.dijet.de

